

ERUSD District LCAP Committee

Thursday, April 23, 2015



Today's Objectives

- ◆ To establish a common understanding of the committee process and the LCAP.
- ◆ To begin to review district LCAP metrics to inform the annual update and revision process.



Achieving Effective Collaboration

Standard Ground Rules

- ◆ Start on time; end on time.
- ◆ Silence electronic devices.
- ◆ Adhere to the agenda.

Group Norms



LCAP Committee Overview

Objective

- ◆ Over the course four meetings, the Committee will refine a series of action recommendations to increase student success at ERUSD.
- ◆ These recommendations will be presented to the Superintendent and the Board of Education as the proposed “guiding principles” for the Local Control Accountability Plan, a critical part of California’s new educational funding system.
- ◆ With the Board serving as the official governing entity, the Committee will act as an advisory body to it.

Tasks

- ◆ Establish a common understanding of the committee process and LCAP.
- ◆ Review LCAP metrics and stakeholder input.
- ◆ Review and evaluate action items and complete Annual Update/Revision.
- ◆ Prepare for presentation to Parent Advisory Councils and the School Board.

Intent of Local Control Funding Formula (LCFF)

- ◆ Provide additional funding for LEAs with high percentages of high need students
 - ◆ English Learners
 - ◆ Low Income
 - ◆ Foster Youth
- ◆ Provide flexibility to LEAs in use of funds by allocating previous categorical grant funds through the LCFF

Local Control Accountability Plan (LCAP)

Why LCAP?

- 💧 LCAP is the plan that reflects a district's programmatic and budgetary priorities.
- 💧 LCAP provides a framework around 8 state priorities.
- 💧 LCAP provides a plan and process that ensures stakeholder input, provides accountability, and addresses needs of students.

Eight State Priorities



ERUSD LCAP Goals

1. Upon graduation, all students will demonstrate fluent literacy skills using both literary and informational texts.
2. Upon graduation, all students will demonstrate the mathematical skills required to be an astute problem-solver.
3. All students will graduate from high school ready for college and career based on Common Core State Standards in all content areas.

ERUSD LCAP Goals Cont.

4. The District will invest resources to ensure a safe and productive 21st century learning environment for all students.
5. The District will actively promote and invest in engaging parents and students in classroom activities and extended learning opportunities.
6. The District will provide differentiated learning options for students above and beyond the core program.

Revised LCAP 2014-15

SECTION 1: STAKEHOLDER ENGAGEMENT

SECTION 2: GOALS, ACTIONS, EXPENDITURES,
AND PROGRESS INDICATORS



ANNUAL UPDATE

SECTION 3: USE OF SUPPLEMENTAL AND
CONCENTRATION GRANT FUNDS AND PROPORTIONALITY

Additional Areas of Focus

- ◆ Supporting Student Achievement...
 - ◆ State Assessments
 - ◆ Completing courses for UC/CSU or CTE
 - ◆ Ensuring progress of ELs in English Proficiency and content proficiency
 - ◆ Ensuring ELs are reclassified at appropriate rates
 - ◆ Supporting student success in AP classes
 - ◆ Ensuring students are successful in college preparedness assessments

Focus of LCAP/Regulation Revisions

- ◆ Ensure the LCAP is a district plan addressing actions/ services and expenditures for all pupils
- ◆ Ensuring all “district/school-wide” services used to meet proportionality are primarily focused on the needs of unduplicated pupils
- ◆ Ensuring alignment with school-level goals and involving school level groups in LCAP

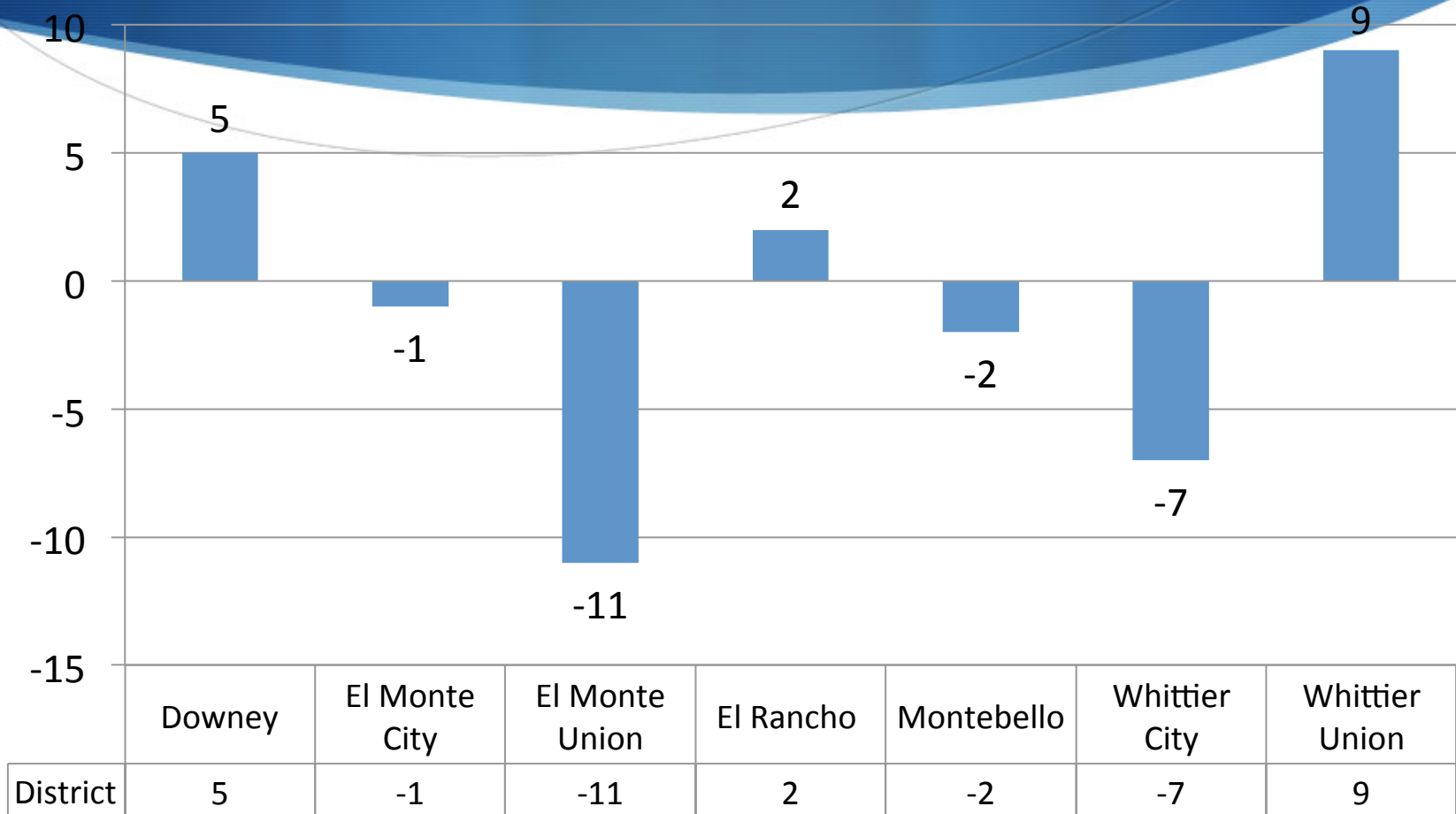
District Student Population

El Rancho Unified School District	2013-14	2014-15
Free and Reduced	82.6%	82.6%
English Learners	22.9%	22.8%
GATE Students	6.7%	15.5%
Special Education	10.8%	10.9%
Foster Youth	101 Students	91 Students

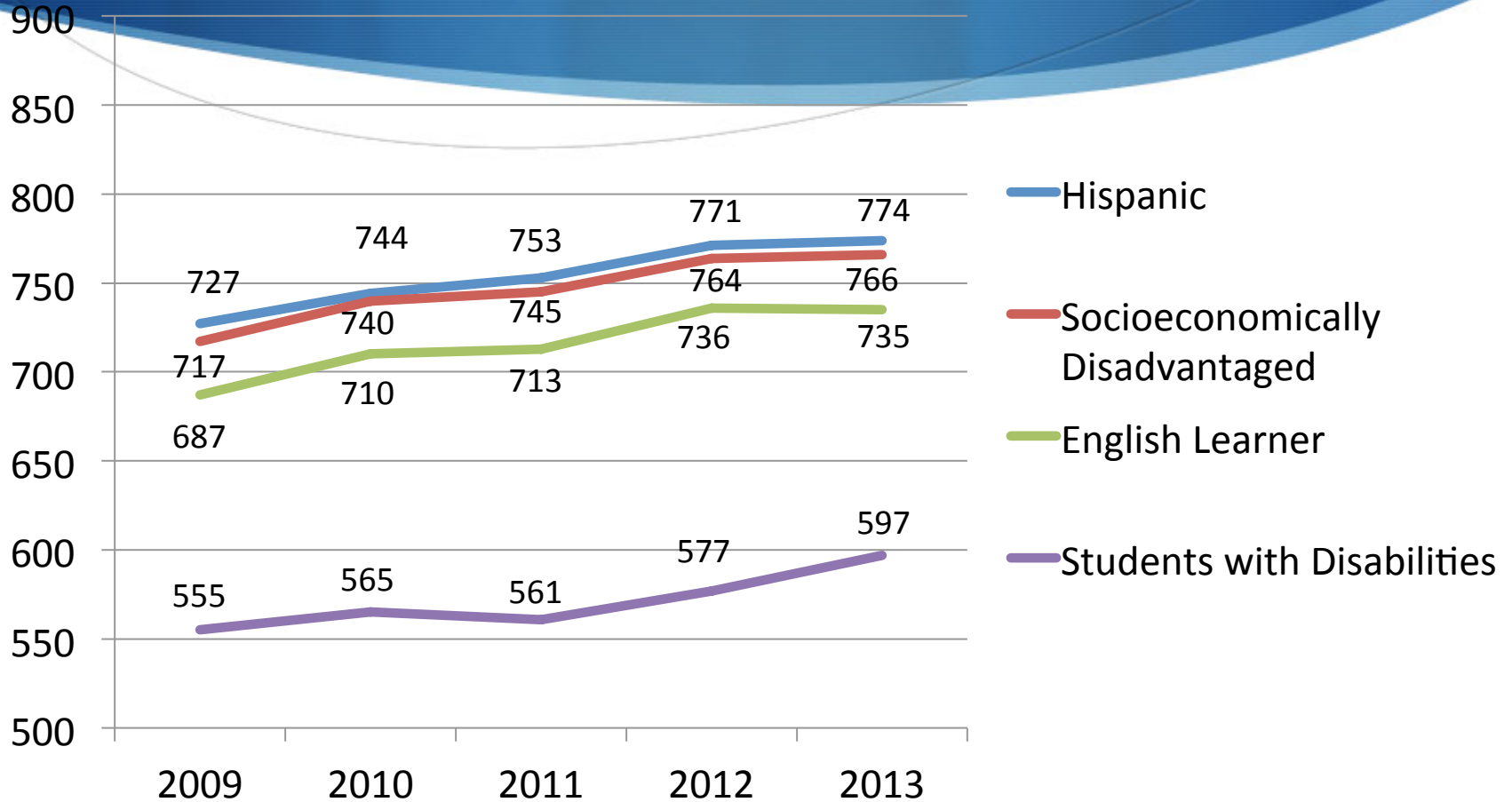
Academic Performance Index (API) Results

2009	2010	2011	2012	2013
719 (Base)	727 (Base)	745 (Base)	753 (Base)	773 (Base)
728 (Growth)	745 (Growth)	753 (Growth)	771 (Growth)	<u>775</u> <i>(Growth)</i>
+9	+18	+8	+18	+2

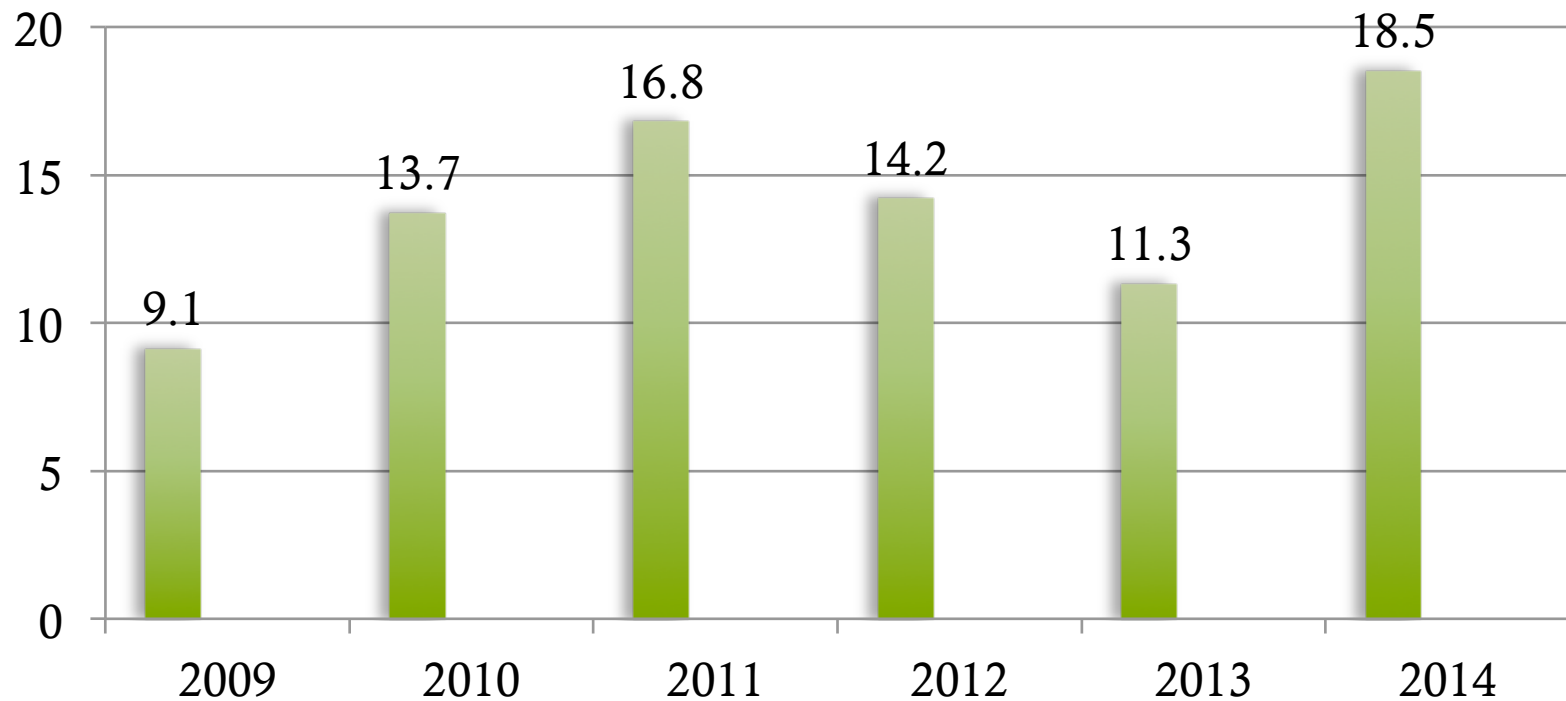
API Growth: Base 2012 to Growth 2013



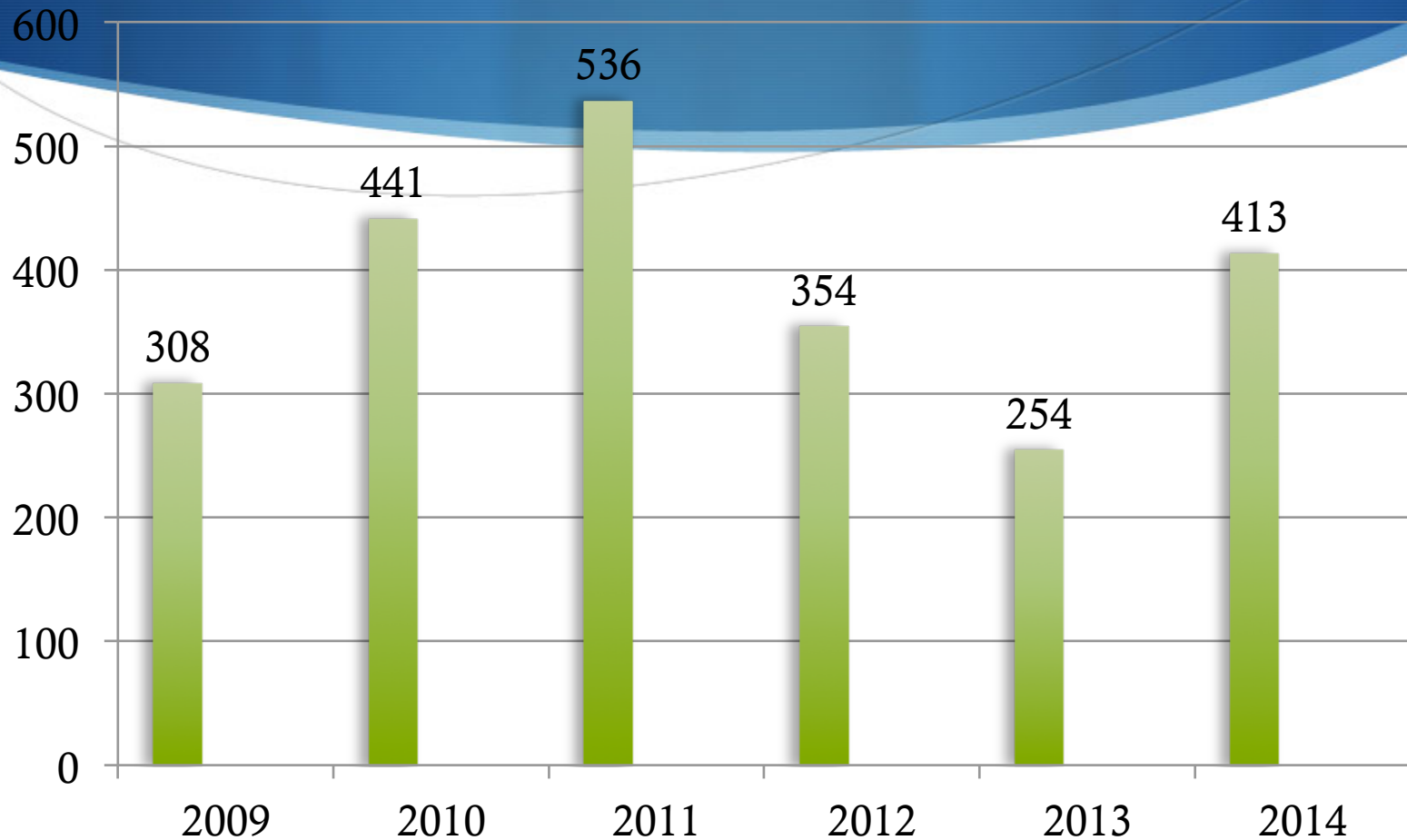
ERUSD Subgroup API



ERUSD Reclassification Rate




ERUSD Redesignated-FEP



Annual Measurement Achievement Objectives (AMAO)

		2010-11	2011-12	2012-13	2013-14
AMAO 1 Percent of Students Making Annual Progress in Learning English	Number of Annual CELDT Takers	2485	2157	1930	1706
	Number / Percent with Required Prior CELDT Scores	2480 / 99.8%	2152 / 99.8%	1929 / 99.9%	1706 / 100.0%
	Number in Cohort Meeting Annual Growth Target	1452	1341	1115	981
	Target for AMAO 1	54.6%	56.0%	57.5%	59.0%
	Percent Meeting AMAO 1 in LEA	58.5%	62.3%	57.8%	57.5%
	Meet Target for AMAO 1	Yes	Yes	Yes	No
AMAO 2 Percent of Students Attaining English Proficiency on CELDT	Number of Annual CELDT Takers in Cohort (2A, 2B)	1618 / 1249	1417 / 1004	1282 / 929	1205 / 804
	Number in Cohort Attaining English Proficient Level	455 / 568	461 / 519	412 / 450	312 / 402
	Target for AMAO 2 (2A, 2B)	18.7% / 43.2%	20.1% / 45.1%	21.4% / 47.0%	22.8% / 49.0%
	Percent Meeting AMAO 2 in LEA	28.1% / 45.5%	32.5% / 51.7%	32.1% / 48.4%	25.9% / 50.0%
	Meet ALL Targets for AMAO 2	Yes	Yes	Yes	Yes
AMAO 3 Adequate Yearly Progress for English Learner Subgroup at the LEA Level	English-Language Arts				
	Met 95% Participation Rate for EL Subgroup	Yes	Yes	Yes	Yes
	Target for Proficient or Advanced	67.0%	78.0%	89.0%	99.9%
	Met Percent Proficient or Advanced for EL Subgroup	38.7%	43.0%	43.4%	
	Math				
	Met 95% Participation Rate for EL Subgroup	Yes	Yes	Yes	Yes
	Target for Proficient or Advanced	67.3%	78.2%	89.1%	99.9%
	Met Percent Proficient or Advanced for EL Subgroup	45.2%	50.4%	52.1%	
	Meet ALL Targets for AMAO 3	No	No	No	No

Additional Data Resources



Next Steps...

- ◆ Schedule next meeting date.
- ◆ Continue data review.
- ◆ Begin review of actions status for annual update/revision.
- ◆ Q & A

